



8 Channel

PoE+ Network Video Recorder/PoE+ NVR KIT

MODEL: VIGI NVR2008H-8MP/VIGI NVR2008H-8MP-2TB



H.265+

8 PoE+ Ports | **93W** PoE Budget



2 SATA Interfaces
Up to 16 TB for Each HDD



Remote Management
Dedicated VIGI app



Smart Detection
Configuration for Better Monitoring*



Two-Way Audio
Listen and Talk in Real Time



Quick Playback
Support for 8-Channel Synchronous Playback



Onvif
Promises Comprehensive Compatibility

Overview

VIGI Surveillance Solution

The VIGI professional surveillance system by TP-Link is dedicated to protecting the business that you've worked hard to build—whenever, wherever. Our outstanding functions, reliable quality guarantees, and simplified installation work together to ensure your business stays safe and sound.

Highlight



8-Channel Live View

Ensure a real-time display of every monitored area on one screen and take everything under your control.



8x PoE+ Ports for Simple Deployment

Easily connect and power your PoE camera with one RJ45 cable transmitting both data and power. No power adapter needed.



4K Video Output

Show more details with up to 8MP resolution for one channel and 16MP decoding capacity in total for all channels



Easy Management

Seamlessly manage the NVR and connected cameras via the web UI, NVR UI, VIGI app, and VIGI Security Manager. Customize the management systems to suit your specific needs.



Practical Playback

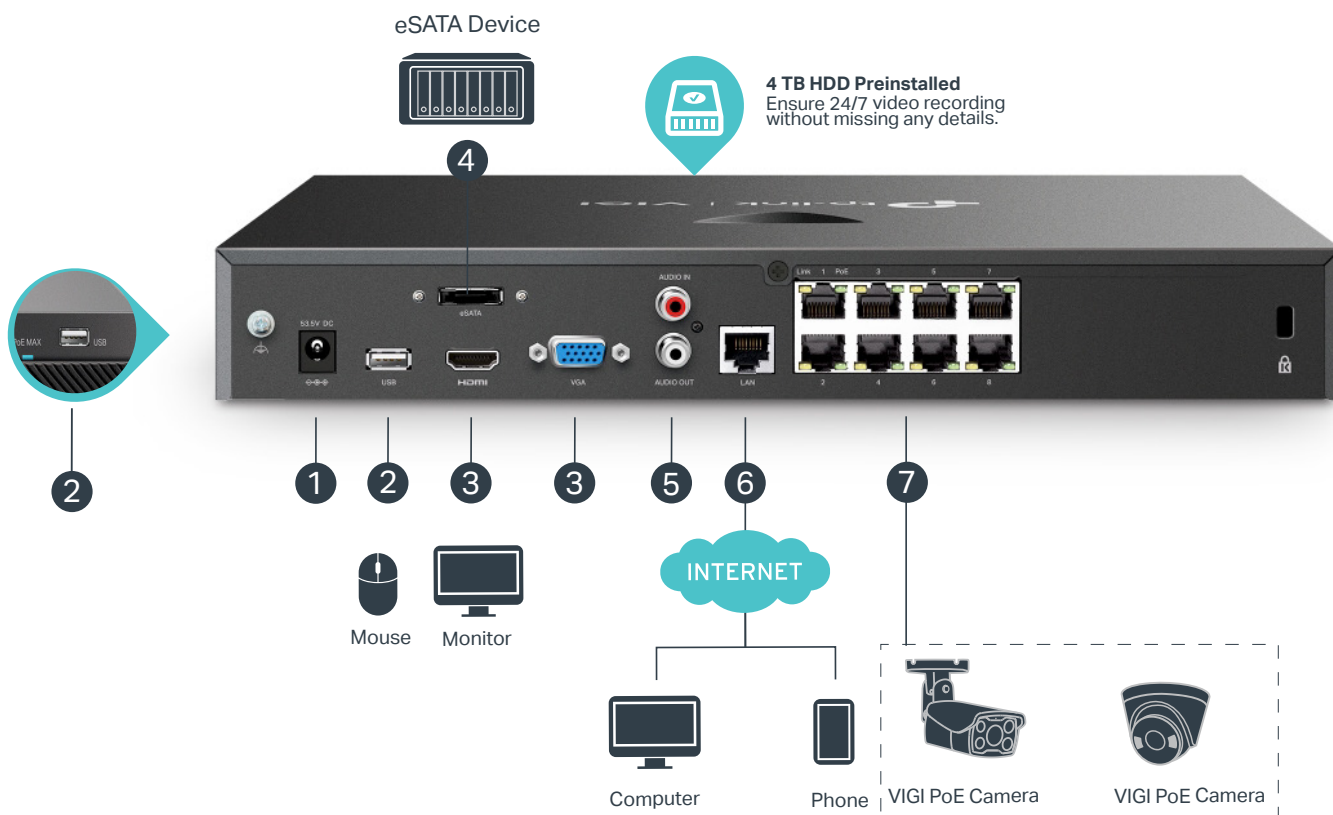
Find the target footage easily by date, event types, and tags. Replay with variable playback speeds to quickly review footage.



Mass Storage

2 SATA interfaces (up to 16 TB per each HDD) ensure to store and secure your data for quick, convenient access.

Network Topology



1. Power Supply
2. Two USB Ports for Mouse, Keyboard, or Mobile Hard Disk Connection[^]
3. HDMI and VGA Ports for Video Output
4. eSATA interface for eSATA device
5. AUDIO IN and AUDIO OUT for Two-Way Audio
6. LAN Port for Ethernet Connection
7. PoE ports for PoE cameras

[†]For VIGI NVR2008H-8MP, HDD is not included, but VIGI NVR2008H-8MP-2TB has a built-in HDD.

[‡]Some features may operate sub-optimally due to compatibility issues. For best performance, we recommend using VIGI NVR with VIGI cameras.

[^]A hard disk drive (not included) must be installed for operation.

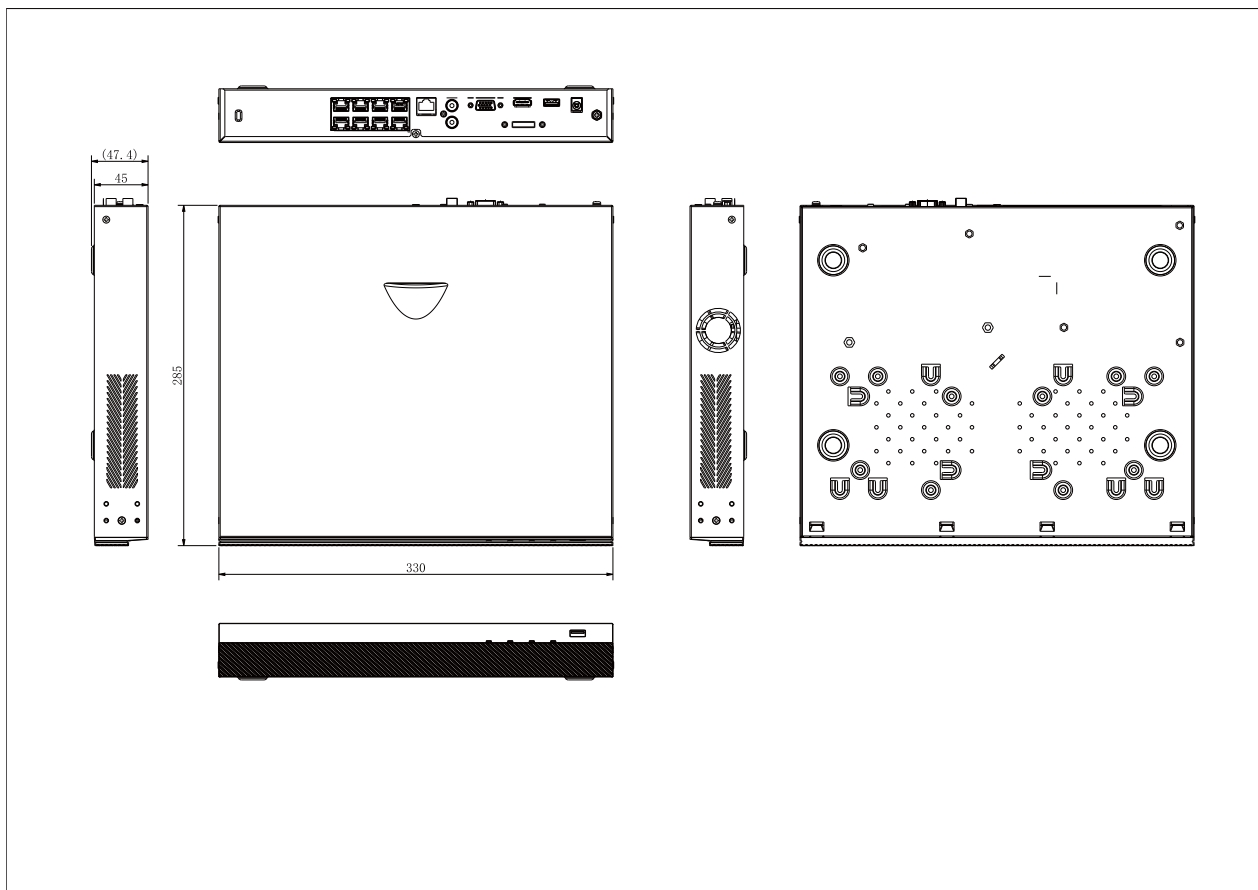
Specifications

NVR	
Product Model	VIGI NVR2008H-8MP/VIGI NVR2008H-8MP-2TB
Video and Audio	
IP Video Input	8-Channel [†]
Incoming Bandwidth	80 Mbps
Outgoing Bandwidth	60 Mbps
HDMI Output Resolution	1 Channel, Resolution: 3840x2160/30Hz, 1920x1080/60Hz, 1680x1050/60Hz, 1440x900/60Hz, 1280x1024/60Hz, 1280x720/60Hz
VGA Output Resolution	1 Channel, Resolution: 1920x1080/60Hz, 1680x1050/60Hz, 1440x900/60Hz, 1280x1024/60Hz, 1280x720/60Hz
Video Output Mode	HDMI/VGA Simultaneous Output
Multi-View Display	1/4/6/8
Decoding	
Audio Compression	G.711A/G.711U/G.726
Video Compression	H.265+/H.265/ H.264+/H.264
Record Resolution	8MP/5MP/4MP/3MP/1080p/UXGA/720p/VGA/4CIF/DCIF/2CIF/CIF/QCIF
Synchronous Playback	8-Channel [†]
Capability	25fps: 2-ch @ 8MP, 4-ch @ 4MP, 8-ch @ 2MP 30fps: 4-ch @ 3MP, 2-ch @ 5MP
Record Management	
Record Mode	Manual Recording, Scheduling Recording, Motion Detection Recording
Playback Mode	Instant Playback, Regular Playback, Tag Playback, Event Playback
Backup Mode	Regular Backup, Video Clip Backup
Playback Function	Play, Pause, Stop, Fast Forward, Fast Backward, Play By Frame, Full Screen, Video Clip, Export Clip, Digital Zoom, Lock Recording, Audio On/Off
Network	
Network Protocols	UPnP (Plug and Play), NTP (Network Timing), SMTP, DNS, TCP/IP, UDP, ICMP, HTTP, HTTPS, DHCP, RTSP, SSL/TLS, RTP, IPv4, ARP
Interoperability	ONVIF Profile S, CGI
Mobile Phone Access	Android, iOS

Browser	Chrome (57+), Firefox (52+), Edge (91+)
PoE	
Interface	8× RJ-45 10/100 Mbps PoE Port
PoE Budget	93 W ^a Available for All PoE+ Ports, 30 W Max per Port
Standard	802.3at/af Compliant
External Interface	
Network Interface	1, RJ-45 10/100 Mbps Self-Adaptive Ethernet Interface
USB Interface	1 Front USB 2.0 Port, 1 Rear USB 2.0 Port
Audio Interface	1-ch RCA Input; 1-ch RCA Output
Alarm In/Out	N/A
Serial Interface	N/A
Power	1× DC Jack
Reset Button	1
Speaker	N/A
eSATA	1
HDMI	1
VGA	1
Hard Disk	
SATA	2 SATA Interfaces
Capacity	Up to 16 TB Capacity for Each HDD* 1 × 2TB HDD Preinstalled (For VIGI NVR2008H-8MP-2TB)
Alarm	
General Alarm	Motion Detection, Video Tampering, Scene Change Detection, Line-Crossing Detection, Intrusion Detection, Region Entering Detection, Region Exiting Detection, Loitering Detection, Object Abandoned/Removal Detection, Vehicle Detection, Human Detection, Abnormal Sound Detection, Smart Frame Note: The alarm function requires the use of a camera.
Anomaly Alarm	Video Loss, Offline and IP Conflict, Disk Exception, Login Exception, Fan Exception
Alarm Linkage	Recording, White Light Alarm, Buzzer, Log, Audible Alarm Note: The alarm function requires the use of a camera.
General	
Package Contents	<ul style="list-style-type: none"> • VIGI Network Video Recorder • Power Adapter • Power Cables • HDD Power Cables • HDD Data Cables • Mounting Accessories • Mouse • Quick Installation Guide
Power Supply	53.5V DC/2.43A


Max Power Consumption (Without Disk)	4.9 W ^Δ
Max Power Consumption (With Disk)	35 W ^Δ
Working Temperature	<ul style="list-style-type: none"> • NVR: -10–55 °C • Power Adapter: 0–40 °C
Storage Temperature	-40-70 °C
Working Humidity	10%~90% RH Non-Condensing
Storage Humidity	10%~90% RH Non-Condensing
Product Dimensions (W × D × H)	330 × 285 × 45 mm
Net Weight	2.1Kg [§]
Gross Weight	4.1 Kg [§]
Certification	CE, EAC, UKCA, RCM, Triman, BSMI, VCCI, FCC, IC, HDMI

Dimensions



Build Features

VIGI NVR2008H-8MP



VIGI NVR2008H-8MP-2TB



[^]Calculations are based on laboratory testing. Actual data is not guaranteed and will vary as a result of client limitations and environmental factors.

^{*}The alarm function requires the use of a camera.

[†]The number of simultaneously playable channels may be fewer than 8, or none, if the total resolution exceeds 16MP.

[‡]This model currently supports ONVIF Profile S.

[§]Due to the weight of this model, it is recommended to use a tray when mounting the rack with angle iron. Please note that the tray is not included.